



SEX-DISAGGREGATED DATA OF STUDENTS

ACADEMIC YEAR 2025 - 2026

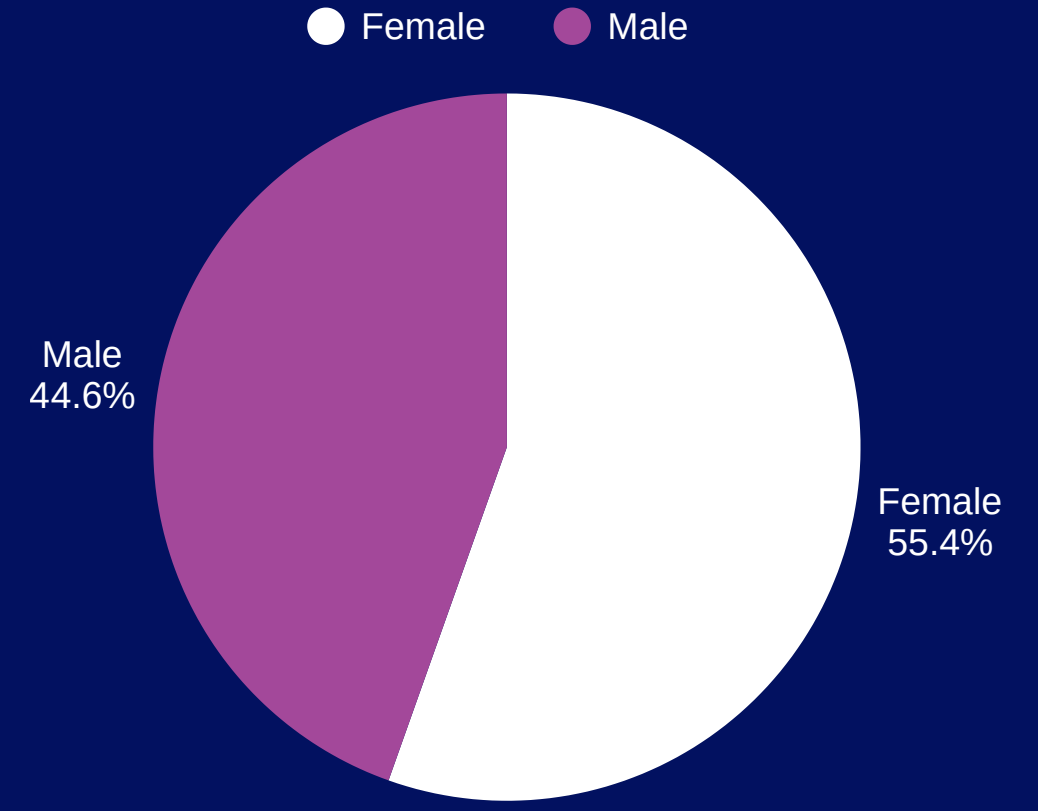
Campus Distribution, Gender Breakdown, Top Programs, and
Semester Comparison



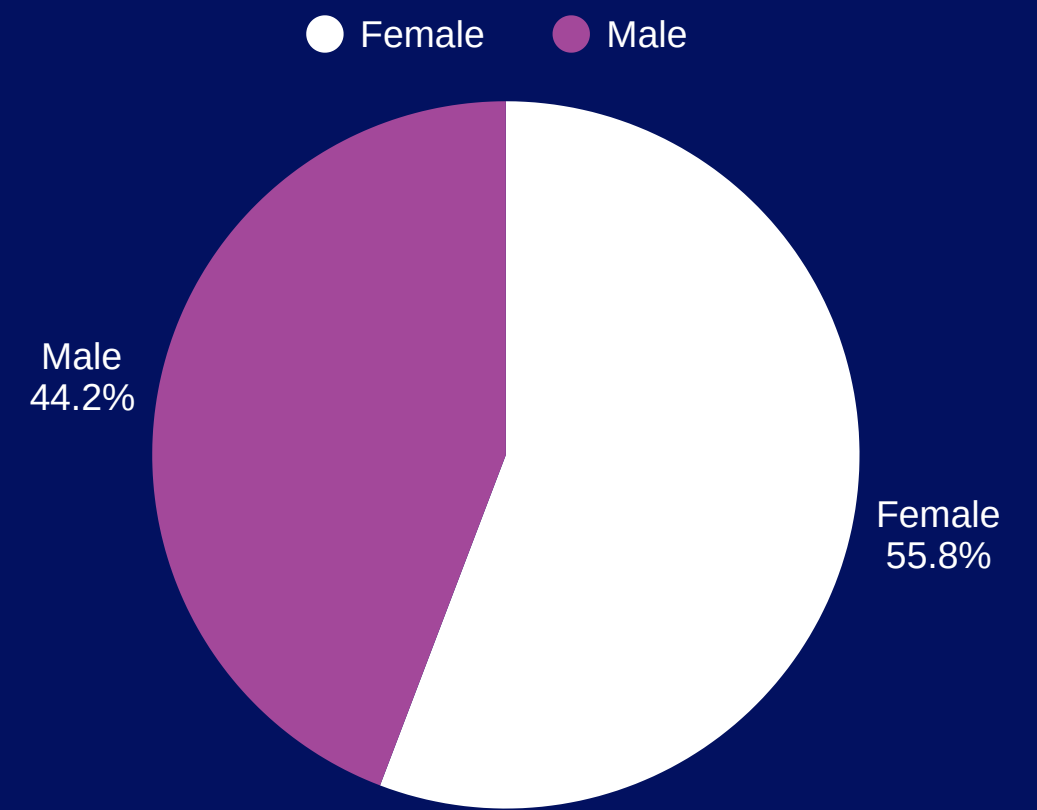


TOTAL ENROLLMENT & GENDER BREAKDOWN

Total enrollment for the 1st Semester reached 45,019 students, with 24,956 female students and 20,063 male. The number of student population declined to 43,187 in the 2nd Semester—a 4.1% decrease – with 5,972 female students and 2,403 male. In total, female students comprise 55.4% of the population, while males account for 44.6%.



FIRST SEMESTER




SECOND SEMESTER



45,019 Students (1st Semester)

First semester enrollment represents the peak student population for A.Y. 2025-2026, serving as the baseline for semester comparison analysis.



43,187 Students (2nd Semester)

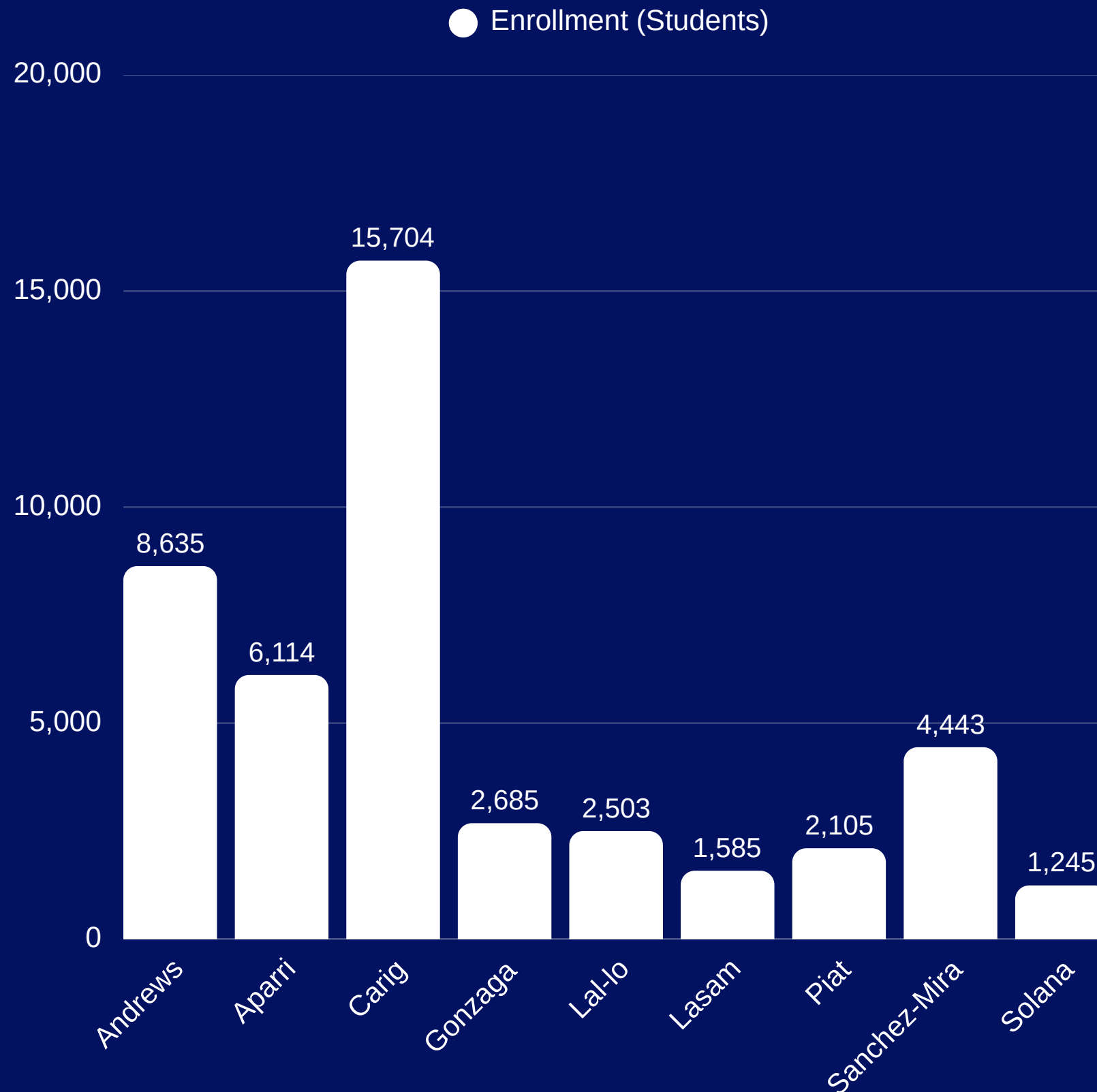
Second semester shows a decline of 1,832 students, representing a 4.1% decrease consistent across all campuses.



Female Students Outnumber Males

With 55.4% female and 44.6% male enrollment, women represent the majority across most academic programs university-wide.





ENROLLMENT BY CAMPUS (1ST SEMESTER)

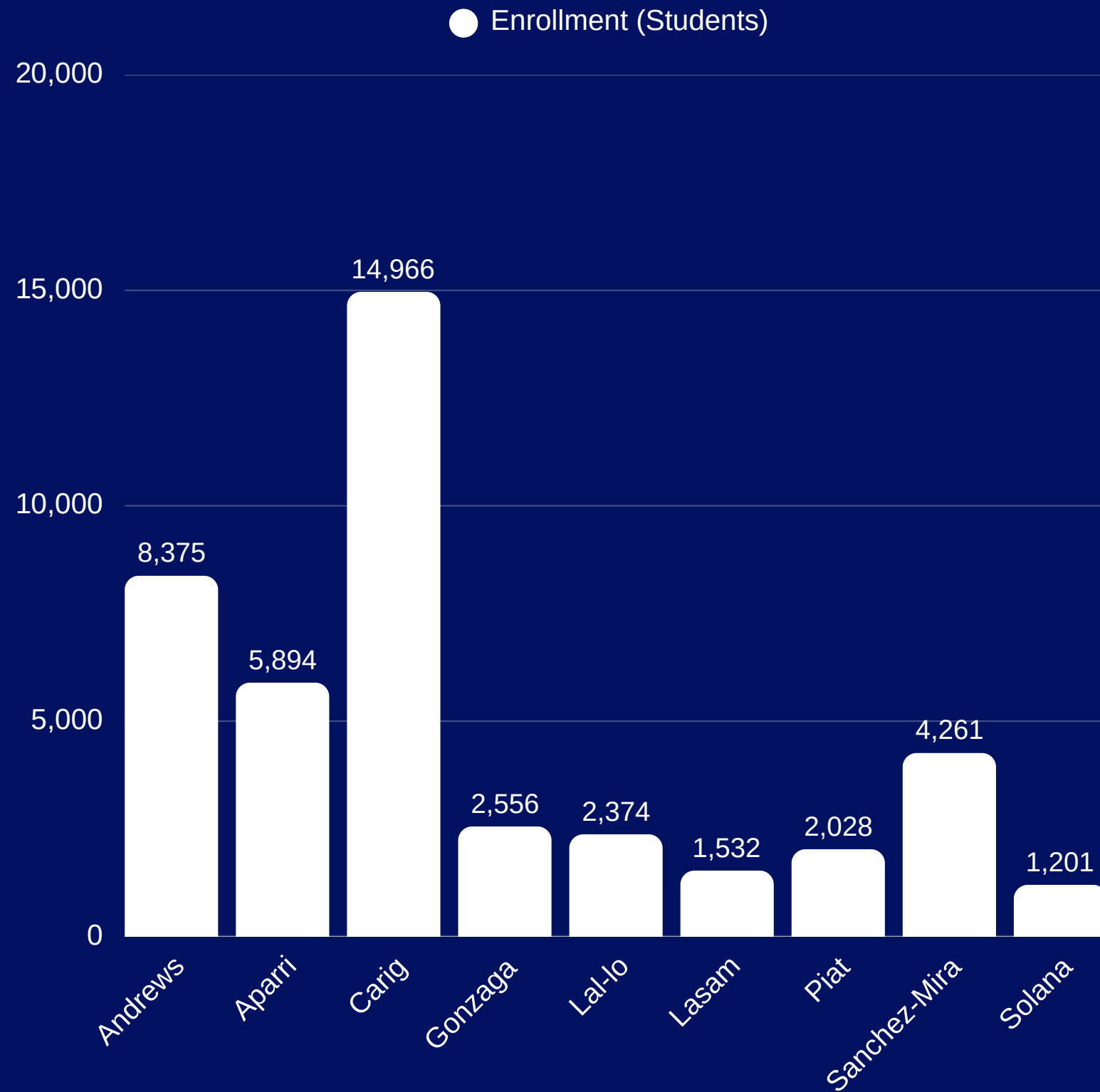
The chart displays student enrollment across all nine campuses for the 1st Semester of A.Y. 2025–2026. Carig Campus leads significantly with 15,704 students, representing approximately 35% of total enrollment.

Andrews follows with 8,635 students, while Aparri enrolls 6,114. Smaller campuses including Sanchez–Mira, Gonzaga, Lal-lo, Piat, Lasam, and Solana collectively serve the remaining student population across the region.





ENROLLMENT BY CAMPUS (2ND SEMESTER)





TOP 10 PROGRAMS BY ENROLLMENT (1ST SEMESTER)

1. BS Information Technology – 6,348
2. BS Hospitality Management – 5,221
3. BS Criminology – 2,667
4. BS Industrial Technology (Automotive) – 1,663
5. Bachelor of Elementary Education – 1,430

1. BS Public Administration – 1,286
2. BS Industrial Technology (Electronics) – 1,177
3. BS Accounting Information System – 1,099
4. BS Industrial Technology (Electrical) – 1,048
5. BS Psychology – 470



Technology leads enrollment

IT and Hospitality Management lead enrollment, together comprising over 25% of total students.



Diverse program offerings

Industrial Technology programs show strong vocational demand with three specializations in the top 10.



Strong vocational pathways

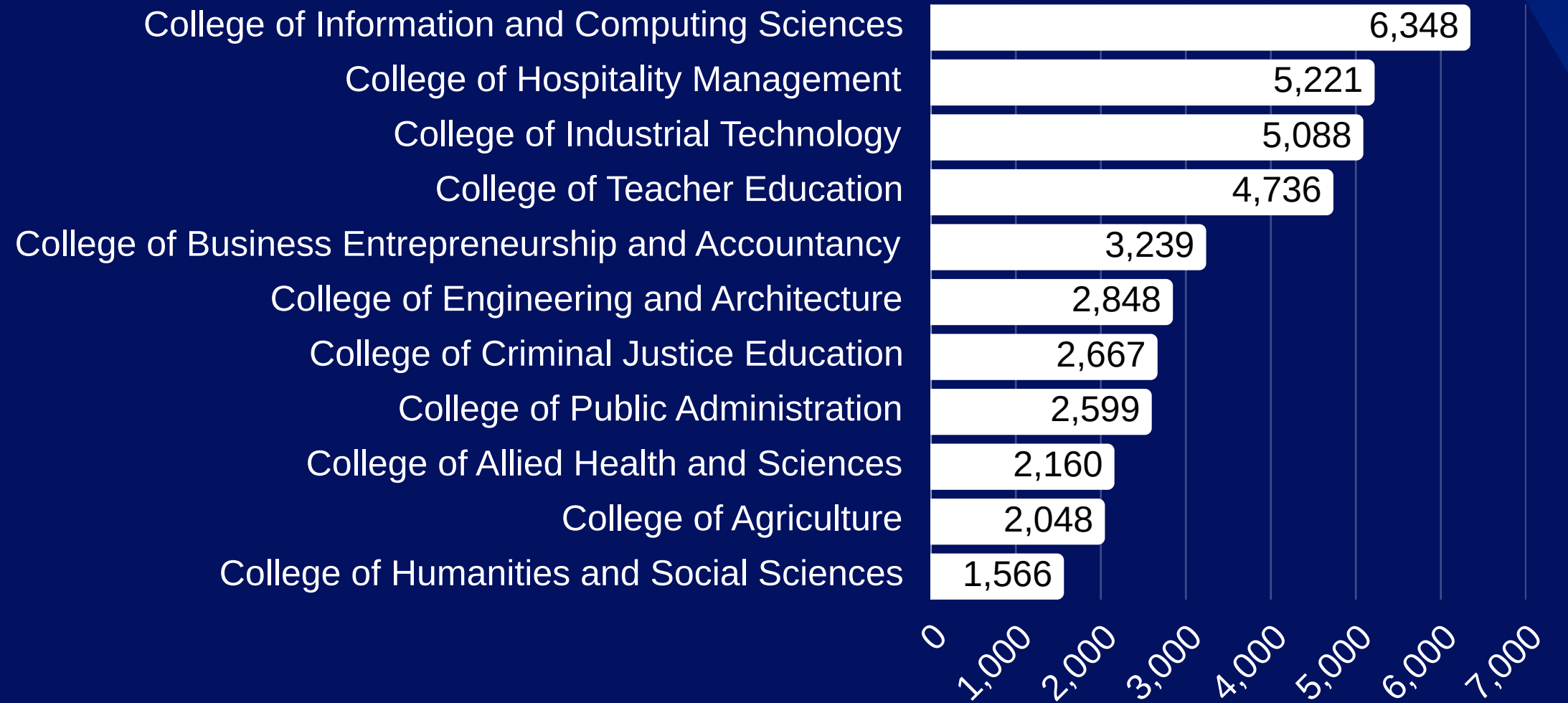
Education and public service programs demonstrate balanced enrollment across disciplines.

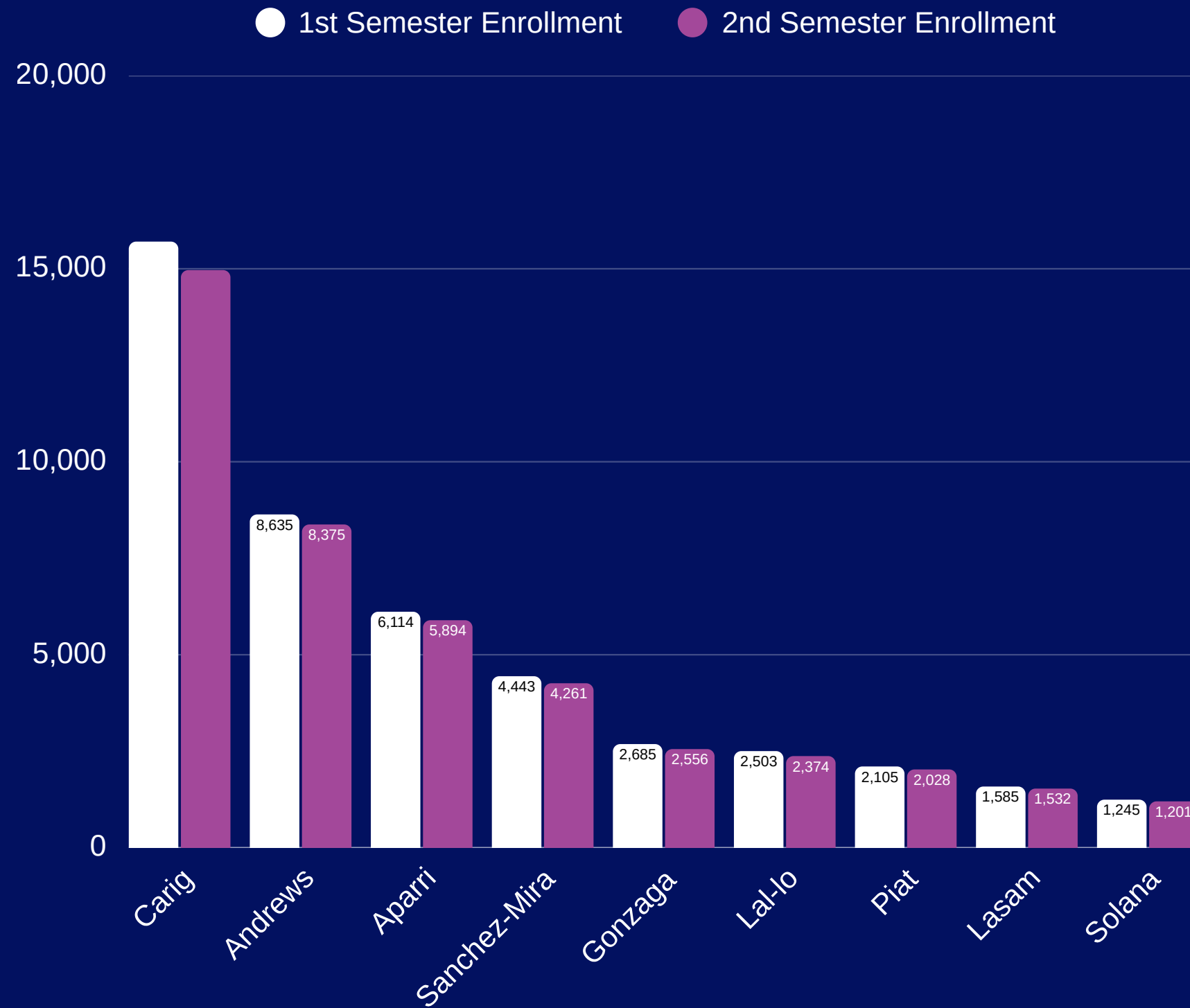


ENROLLMENT BY COLLEGE

The College of Information and Computing Sciences leads enrollment with 6,348 students, followed by Hospitality Management (5,221) and Industrial Technology (5,088). These top 3 colleges account for nearly 37% of total enrollment.

Teacher Education (4,736) and Business, Entrepreneurship and Accountancy (3,239) round out the top five. The distribution reflects strong student interest in technology, hospitality, and vocational programs across the institution.





SEMESTER COMPARISON: ENROLLMENT CHANGE BY CAMPUS

Total enrollment declined by 1,832 students (4.1%) from 1st to 2nd semester. Carig campus experienced the largest absolute decline at 738 students, followed by Andrews (-260) and Aparri (-220).

The decline pattern is consistent across all nine campuses, with larger campuses showing proportionally larger drops. Smaller campuses like Solana (-44) and Lasam (-53) maintained relatively stable enrollment levels.



GENDER DISTRIBUTION INSIGHTS BY PROGRAM AREA



01

Overall Gender Split

Overall enrollment shows 55.4% Female and 44.6% Male distribution.

02

Male-Dominated Fields

Industrial Technology programs show 98% male enrollment, especially in Automotive, Electronics, and Electrical specializations.

03

Female-Dominated Programs

Female students comprise the majority across most academic programs, particularly in Education, Hospitality, and Health Sciences fields.

04

Field-Specific Trends

Gender trends vary significantly by discipline, with clear patterns emerging between technical and service-oriented programs.



KEY ENROLLMENT INSIGHTS AND IMPLICATIONS

Carig campus dominates enrollment, holding 35% of 1st semester students (15,704 out of 45,019). This central hub serves as the primary academic center for the institution.

Female students outnumber males overall (55.4% vs 44.6%), but Industrial Technology fields remain heavily male-dominated with programs like Automotive at 98% male enrollment.



Campus concentration

Consistent 4.1% enrollment decline between semesters across all campuses, with total students dropping from 45,019 to 43,187 (-1,832 students).



Program leadership

BS Information Technology (6,348) and BS Hospitality Management (5,221) lead as the most popular programs, together accounting for over 25% of total enrollment.



Gender trends by program area

Gender distribution varies significantly by field – most programs are female-majority, while technical and industrial programs show strong male preference.